





Happy Caterpillars



1. On back of art paper, write in name, age, school, and parent name with phone number.



2. Use glue stick to attach background paper.



3. Glue construction paper circles to background to make caterpillar's body.



4. Use crayons or markers to add eyes, mouth, antennae, legs, and feet.



5. Place the Signature Template over your artwork, and use the fine-tip marker to sign your name inside the opening.