



Art Project Plan


My Family



Target Grade: K-2 • Time: Two lessons, 30 - 45 minutes each

Project:

1. Discuss families and different types of families with students. Point out that every family is different. Some children live with a mom and a dad or just a mom or just a dad. Some live with grandparents, siblings, cousins, aunts, uncles, guardians, foster parents, or friends. Discuss how families like to do things together. Ask students if they go on picnics or on a boat with their families or what activities do they do together. Discuss how famous artists have painted families engaged in activities such as picnics and boating. Show *Sunday Afternoon on the Island of La Grande Jatte* by Georges Seurat and discuss a family picnic. Show *The Boating Party* by Mary Cassatt and talk about boating.
2. Demonstrate using watercolors to paint a background on the KidsArt Fairs paper. It could be a landscape, seascape, or just a cheerful background. Blue skies, rainbows, green grass, blue water, trees, mountains, water, or whatever they choose. Allow paintings to dry. (End of lesson one.)
3. Using construction paper, have students create their families engaged in their choice of an activity such as going on a picnic or boating trip. Provide precut circles for heads in a variety of skin tones and sizes. Demonstrate making a person with a circle for the head, rectangle for body, and strips of paper for arms and legs. Use a glue stick to attach to background. Have them include grandparents, pets, and etc. if they choose.
4. When paintings are complete, have each artist sign their work in the lower right-hand corner. Use the Signature Template as a guide to position the signature where it will be visible when framed.
5. Share the paintings in a show and tell session. (End of lesson two)



Materials:

- KidsArt Fairs paper
- Paint brushes
- Markers
- Glue sticks
- Watercolors
- Pencils
- Construction paper in a variety of colors with pre-cut circles in a variety of flesh tones and sizes

Purpose: Students will combine a variety of watercolor techniques to paint a landscape or seascape. They will learn how to create human forms with cut paper.




Samples of student-created "My Family" artwork in KidsArt Fairs gallery-style frame.


Applicable National Standards for Visual Arts Grades K-4:

Content Standard 1: Understanding and applying media, techniques, and processes

Content Standard 3: Choosing and evaluating a range of subject matter, symbols, and ideas



My Family



Project continued:

These shapes can be used as patterns for students to trace and cut out of construction paper to create their individual families.

You may want to enlarge the images on your copier first.

